



**Big Brothers  
Big Sisters®**  
LINCOLN

## ANNUAL IMPACT REPORT: July 1, 2021 - June 30, 2022

Big Brothers Big Sisters Lincoln continues to live out its mission to create and support one-to-one mentoring relationships that ignite the power and promise of youth.

Over the past year we welcomed the addition of a new Executive Director, Shawn Ryba, saw our matching numbers finally begin to increase since the onset of COVID-19 in 2020, celebrated 9 graduates from high school with our first-ever Party in the Park, and began a new partnership with the LUX Center for the Arts offering scholarships for matches to enroll in art classes together - to name but a few accomplishments.


While COVID-19 is still effecting many of our fundraising events, they are slowly returning as well, and we move forward with a new strategic plan to focus our efforts on cultivating individual donors and see that as a promising future.

All of this is possible only thanks to the generosity of our many loyal supporters. Thank you for positively impacting the lives of youth in Lincoln, NE.



## THE PEOPLE WE SERVE: A Spotlight on Mentorship

54



New Matches Made

6



Average Hours Matches Spent Together Each Month

176



Total Youth Served

528

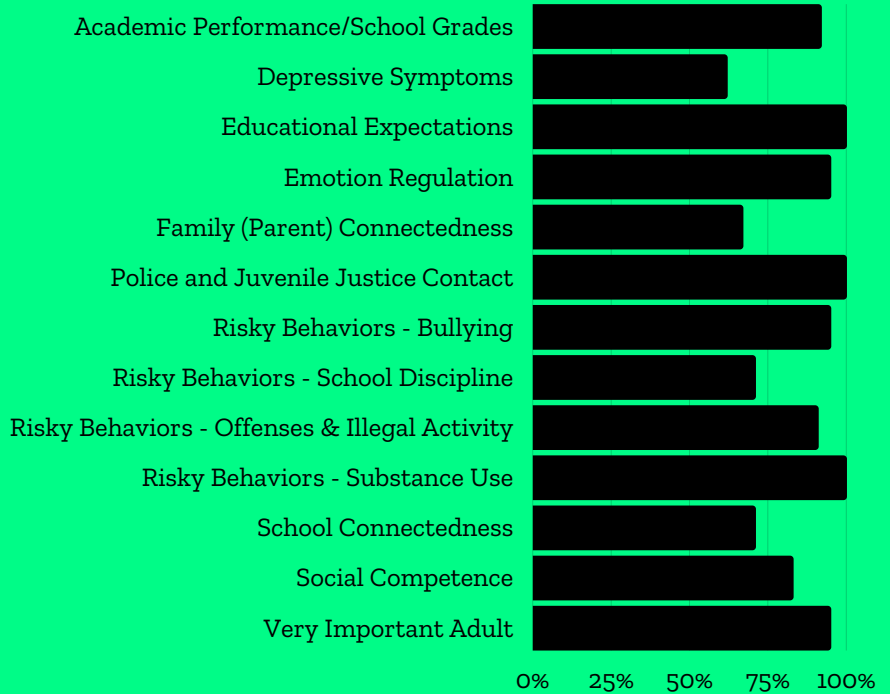


Individuals Impacted (Includes Parent/Guardian, Bigs & Littles)




# OUR IMPACT: Youth Outcome Surveys

Youth Outcomes Surveys measure the social-emotional and academic development of each Little and assess areas of opportunity to strengthen the match relationship. The following results illustrate the percent our youth maintained or improved in the categories over the past year.



"As a Big, I have had an insider look at the world from someone else's viewpoint and have been left with a lifelong friend who became family."

Reagan, Big Sister to Hanna



## DOLLARS & CENTS

Revenue	Amount	Percent Total
Grant Income	\$ 219,224.25	58.47%
Individual Contributions	\$ 106,459.52	28.40%
Other Income	\$ 33,892.22	9.04%
Event Income	\$ 15,337.00	4.09%
<b>TOTAL REVENUE</b>	<b>\$ 374,912.99</b>	<b>100.00%</b>

Expense	Amount	Percent Total
Program Expense	\$ 265,733.69	69.14%
Operating	\$ 41,282.03	13.34%
Professional	\$ 24,760.50	6.44%
BBBSA Dues	\$ 18,077.66	4.70%
Awareness	\$ 9,715.41	2.54%
Event Expense	\$ 8,416.19	2.19%
Grant Expense	\$ 6,339.59	1.65%
<b>TOTAL EXPENSE</b>	<b>\$ 374,325.07</b>	<b>100.00%</b>

Thanks to all our supporters who help us ignite the power and promise of Lincoln's youth!